



**Application Programming Interface (API)
at EC-Ship System
for System Integration
with e-Commerce Systems**

Version: 1.25

Last Updated : May 2026

Amendment History

Version	Amendment Date	Description
1.0	May 2021	1 st Release
1.1	May 2021	Update URL
1.2	July 2021	Add IOSS number
1.3	July 2021	New EC-Get Service
1.4	July 2021	Minor change of EC-Ship Tracking API – Trace delivery details & EC-Ship Drop and Go API – Get Drop and Go Info
1.5	August 2021	Support Thermal Label for Vantage (Courier) and Vantage (Packet) Add VAT ID for Vantage (Packet) to United Kingdom
1.6	September 2021	Update the Remark of productTariffCode
1.7	October 2021	Update data length of iPostalStation
1.8	November 2021	Add CN22 & CN23 option for Download Shipping Label API
1.9	March 2022	Add orderStr to replace order for getting order info Add tempOrderStr to replace tempOrder for getting temp order info Add productTariffCodeStr in create order and temp order to replace productTariffCode for inputting string value for product tariffCode.
1.10	July 2022	Rename Multipack
1.11	July 2022	Update the destination name of KP and KR
1.12	July 2022	Update Sender Instruction in case of non-delivery for parcel
1.13	September 2022	Rename Multipack
1.14	October 2022	Add thermal label print option for E-Express and registered mail
1.15	November 2022	Remove Vantage (Packet) service
1.16	February 2023	Update non delivery instructions
1.17	November 2023	Support new currency ZAR
1.18	November 2023	Cease of Vantage (Courier)
1.19	March 2024	Rename EC-GET and support Convenience Store Collection of EC-GET Rename Speedpost Service / Speedpost Multipack Box Offer
1.20	May 2024	Support Outward Insured / Ordinary Mail
1.21	August 2024	e-Express Service Upgraded to e-Express+ Service
1.22	December 2024	Increase the maximum number of Customs Declaration from 8 to 20
1.23	August 2025	Update to Credit Card Alias
1.24	October 2025	Update the destination name of “Chinese Mainland”
1.25	May 2026	Rename Item Type Code (Gift, Sales of goods, Commercial Sample) Rename Harmonized System Code Update Download Shipping Label PDF File sample Update Download Certificate of Posting PDF File sample

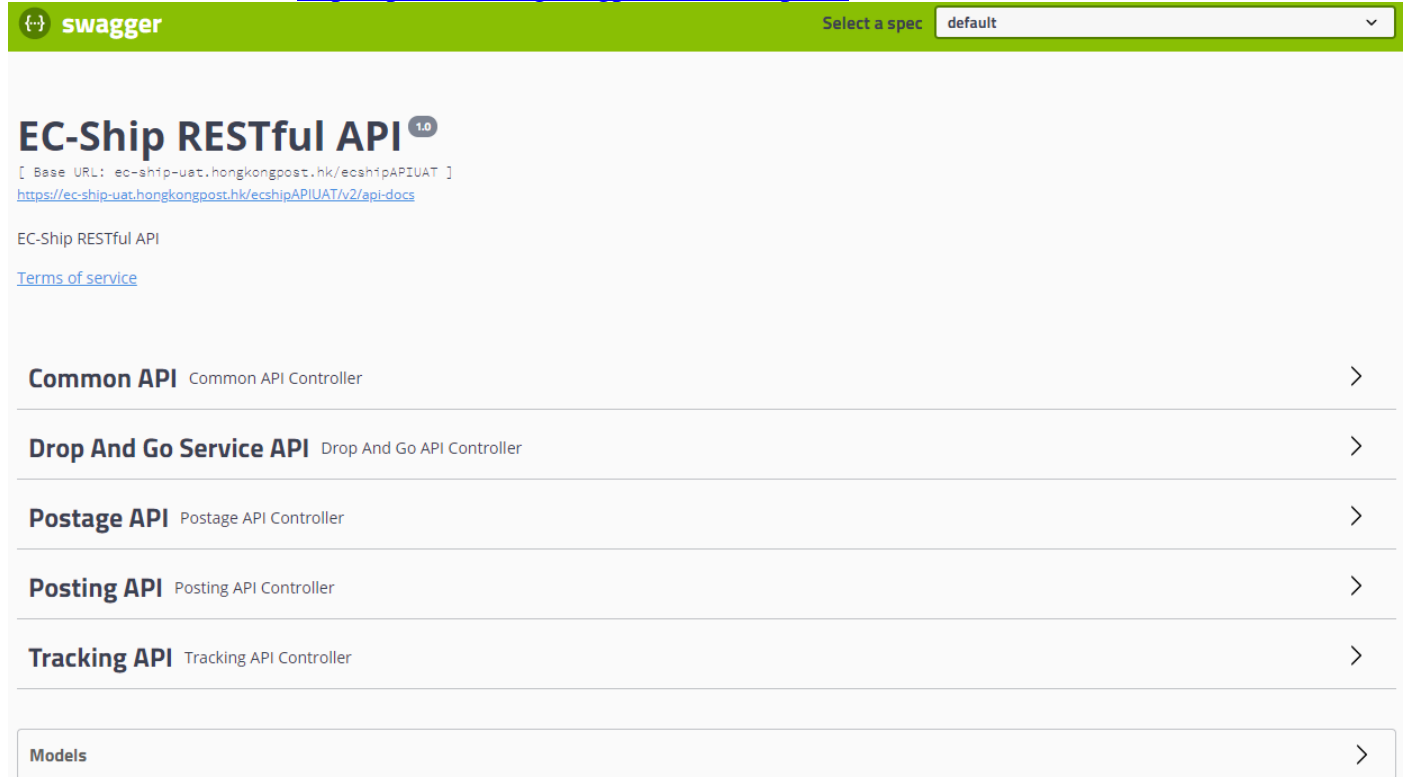
Table of Contents

1. EC-Ship Web Services URL.....	3
2. EC-Ship Web Services Overview	4
3. EC-Ship Web Services Authentication	5
4. Associate EC-Ship Online Platform user in API call.....	6
5. EC-Ship Posting API	7
6. EC-Ship Posting API – Create Shipping Record	8
7. EC-Ship Posting API – Download Shipping Label.....	19
8. EC-Ship Posting API – Cancel Shipping Record	21
9. EC-Ship Posting API – Get Shipping Record	23
10. EC-Ship Posting API – Retrieve Item No	30
11. EC-Ship Posting API – Download Certificate of Posting	33
12. EC-Ship Posting API – Download Proof of Delivery (for Local CourierPost and Local Registered Mail)	35
13. EC-Ship Posting API – Create Temporary Shipping Record.....	36
14. EC-Ship Posting API – Cancel Temporary Shipping Record.....	39
15. EC-Ship Posting API – Retrieve Temporary Shipping Record	40
16. EC-Ship Postage API	42
17. EC-Ship Postage API – Get Postage	43
18. EC-Ship Tracking API.....	45
19. EC-Ship Tracking API - Trace status by milestones	46
20. EC-Ship Tracking API – Trace delivery details.....	48
22. EC-Ship Drop and Go API.....	50
23. EC-Ship Drop and Go API - Create Drop and Go Statement	51
24. EC-Ship Drop and Go API – Download Drop and Go Statement	54
25. EC-Ship Drop and Go API – Cancel Drop and Go Statement	55
26. EC-Ship Drop and Go API – Get Drop and Go Info.....	56
27. EC-Ship Common API.....	60
28. EC-Ship Common API – Retrieve Country List	61
29. EC-Ship Common API – Retrieve iPostal Station and Post Office List	62
30. EC-Ship Common API – Retrieve Convenience Store List	64
31. Appendix A – Shipping Code Detail	66
32. Appendix B – Milestone of track and trace.....	66
33. Appendix C – Insurance Service Code	67
34. Appendix D – Mail Type Code	67
35. Appendix E – Mail Size Code	68
36. Appendix F – Currency Code.....	68
37. Appendix G – Status Code and Error Message.....	69
38. Appendix H – Postal Code	70
39. Appendix I – Collection Notification Method & Language of SMS	70
40. Appendix J – Item Category	70
41. Appendix K – Satchel Type (For Speedpost only).....	71
42. Appendix L – Sender’s instructions in case of non-delivery (For Air Parcel and Surface Parcel only)	71
43. Appendix M – Payment Method.....	71
44. Appendix N – Drop and Go bag unit	71
45. Appendix O – EBLB indicator	72
46. Appendix P – Drop and Go Office Code.....	72
47. EC-Ship API Call Limit	73

1. EC-Ship Web Services URL

Testing Site URL: <https://service.hongkongpost.hk/ecshipAPI-trial>

Production Site URL: <https://partner.hongkongpost.hk/ecshipAPI>



The image shows the Swagger UI for the EC-Ship RESTful API. The interface has a green header with the Swagger logo and a dropdown menu for selecting a specification, currently set to 'default'. Below the header, the title 'EC-Ship RESTful API' is displayed with a version indicator '1.0'. The base URL is provided as 'ec-ship-uat.hongkongpost.hk/ecshipAPIUAT', and a link to the API documentation is shown. A list of API controllers is presented, each with a right-pointing chevron icon:

- Common API** Common API Controller
- Drop And Go Service API** Drop And Go API Controller
- Postage API** Postage API Controller
- Posting API** Posting API Controller
- Tracking API** Tracking API Controller
- Models**

2. EC-Ship Web Services Overview

Web Services	Operations	Usage
	POST /order	Create shipping record
	GET /order/addressPack	Download shipping label
	DELETE /order/{orderNo}	Cancel shipping record
	GET /order/{orderNo}	Retrieve shipping record
	GET /itemNo	Retrieve Item No
	GET /order/cop	Download Certificate of Posting
	GET /order/pod	Download Proof of Delivery
	POST /tempOrder	Create temporary shipping record
	DELETE /order/{orderNo}	Cancel temporary shipping record
	GET /tempOrder/{orderNo}	Retrieve temporary shipping record
Postage	GET /get	Provide delivery charge
Tracking	GET /mttInfo	Retrieve item milestone
	GET /ttInfo	Retrieve item tracking details
Drop and Go	POST /order	Create Drop and Go Statement
	DELETE /order/{internetRefNo}	Cancel Drop and Go Statement
	GET /order/{internetRefNo}	Retrieve Drop and Go Statement
	GET /statement/{internetRefNo}	Download Drop and Go Statement
Common	GET /countryList/get	Retrieve Country List
	GET /pickupLocation/get	Retrieve iPostal Station and Post Office List
	GET /convenienceStorePickupLocation/get	Retrieve Convenience Store List

3. EC-Ship Web Services Authentication

Authentication key is required to call EC-Ship API. The credential is provided registered EC-Ship API users. Credential must be included in your request Header as specified in EC-Ship API. Without this information, your API request will be rejected.

Example

Basic Information	
API Username :	api_demo_account
Registered Email :	ecship_test@email.gov

Testing Site	
Test Key :	9546d6a3-bef9-409f-b985-c39655a1c3a1
Permit Account For Bulk Posting API :	PM-60000-0
Permit Account For (iMail) Posting API :	PT-60000-0
Site URL - Web Service (SOAP): :	https://service.hongkongpost.hk/API-trial/services
Site URL - Web Service (RESTful): :	https://service.hongkongpost.hk/ecshipAPI-trial
Testing User :	tapi_demo_account

Credential information is included in Header as follows:

Basic HTTP authentication as described at w3.org. Provide '<API user name>' in the userid portion and your API password in the password portion.

```
4 Authorization: Basic YXBpX2R1bW9FYWNjb3VudDo5NTQ2ZDZhMy1iZWY5LTQwQWYtYjk4NS1=
```

4. Associate EC-Ship Online Platform user in API call

It is required to include Hongkong Post ID in request header to EC-Ship API.

Example

Production Site

Trackable Item My Speedpost iMail Bulk Mailing

Production Key: 9546d6a3-bef9-409f-b985-c39655a1c3a1 Re-generate Key

Site URL - Web Service (SOAP): https://api.hongkongpost.hk/API/services

Site URL - Web Service (SOAP): https://partner.hongkongpost.hk/API/services (No IP address limitation)

Site URL - Web Service (RESTful): https://partner.hongkongpost.hk/ecshipAPI

Permission of using EC-Ship User User Management

Hongkong Post ID	EC-Ship Username	Status
ecshintest		Pending Consent
ecshipdemo		Permission Granted
ecship_hkpid	ecship	Permission Granted
<input type="text"/>	<input type="text"/>	Add User

If you did not registered any HongKong Post Account, please click here for registration.
If you registered a HongKong Post Account and activated EC-Ship service, please enter HongKong Post User Name.
If you have an EC-Ship Account only, please enter EC-Ship user name.

Remarks: Consent will be sought from all your EC-Ship account users authorizing your application for accessing their EC-Ship user account and posting data.

GET /version/1/posting/order/{orderNo} Get Shipping Record

This function provides order delivery information

Parameters

Name	Description
hkpid * required string (header)	Hongkong Post ID <input style="width: 80%;" type="text" value="ecshipdemo"/>
orderNo * required string (path)	Order no. (e.g. P9999999999999999) <input style="width: 80%;" type="text" value="P9999999999999999"/>

Execute
Clear

Responses Response content type */*

Curl

```
curl -X GET "https://partner.hongkongpost.hk/ecshipAPI/version/1/posting/order/P9999999999999999" -H "accept: */*" -H "hkpid: ecshipdemo"
```

5. EC-Ship Posting API

Location	(Testing Site) https://service.hongkongpost.hk/ecshipAPI-trial/version/1/posting (Production Site) https://partner.hongkongpost.hk/ecshipAPI/version/1/posting
Operations	<ol style="list-style-type: none"> 1. Create Shipping Record - POST /order 2. Download Shipping Label - GET /order/addressPack 3. Cancel Shipping Record - DELETE /order/{orderNo} 4. Retrieve Shipping Record - GET /order/{orderNo} 5. Retrieve Item No - GET /itemNo 6. Download Certificate of Posting - GET /order/cop 7. Download Proof of Delivery - GET /order/pod 8. Create temporary shipping record - POST /tempOrder 9. Cancel temporary shipping record - DELETE /order/{orderNo} 10. Retrieve temporary shipping record - GET /tempOrder/{orderNo}

6. EC-Ship Posting API – Create Shipping Record

Function	API user can make a call to this API to upload the information and then create shipping label. The item will be stored in EC-Ship system. EC-Ship API returns a track code and delivery charges.
URL	< Posting API Location>/order
HTTP Method	POST
Authentication	Basic HTTP authentication as described at w3.org. Provide '<API user name>' in the userid portion and your API password in the password portion.
Request Header	hkpid: "string"
Request Body	<pre>{ "certNumber": "string", "certQty": 0, "countryCode": "string", "creditCardNo": "string", "declarationComments": "string", "dropAndGoFlag": "string", "eclbInd": "string", "impEmail": "string", "impEori": "string", "impFaxNo": "string", "impRef": "string", "impTelNo": "string", "insurAmount": 0, "insurTypeCode": "string", "invoiceNumber": "string", "invoiceQty": 0, "ipostalStation": "string", "itemCategory": "string", "itemCategoryDesc": "string", "licenceNumber": "string", "mailSize": "string", "mailType": "string", "mcn": "string", "merchandiserEmail": "string", "msdsFilename": "string", "nonDeliveryOptions": "string", "noticeMethod": "string", "payFlag": "string", "permitNo": "string", "pickupOffice": "string", "products": [{ "contentDesc": "string", "currencyCode": "string", "productCountry": "string", "productQty": 0, "productValue": 0, "productWeight": 0, </pre>

	<pre> "productTariffCodeStr": "string" }], "recipientAddress": "string", "recipientCity": "string", "recipientContactNo": "string", "recipientContactNoAreaCode ": "string", "recipientEmail": "string", "recipientFax": "string", "recipientName": "string", "recipientPostalNo": "string", "refNo": "string", "satchelTypeCode": "string", "senderAddress": "string", "senderContactNo": "string", "senderContactNoAreaCode": "string", "senderCountry": "string", "senderCustRef": "string", "senderEmail": "string", "senderFax": "string", "senderName": "string", "shipCode": "string", "sizeDim1": 0, "sizeDim2": 0, "sizeDim3": 0, "smsLang": "string" } </pre>
Response	<pre> { "data": { "additionalDocument": "string", "deliveryCharge": 0, "errMessage": "string", "insurPermFee": 0, "itemNo": "string", "orderNo": "string", "status": 0, "withHighValueSurcharge": 0, "withPostageSurcharge": 0 }, "error": { "code": 0, "message": "string" } } </pre>

Request

Please read the following data description

(* Mandatory fields; # Mandatory for selected country and/or delivery service)

Parameter	Parameter Type	Data Type	Length Constraint (byte)	Mandatory	Remark
hkpId	header	TEXT	60	*	Hongkong Post ID User Name
Delivery Service Cardinality – One					
shipCode	Json body	TEXT	10	*	Delivery Service Shipping Code ID. For details please refer to Appendix A – Shipping Code Detail
mailType	Json body	TEXT	2	#	Mail type code (for EC-GET, Local Parcel, Local CourierPost, Local Registered Mail and Speedpost Multipack Box Offer only) For details please refer to Appendix D – Mail Type Code
mailSize	Json body	TEXT	2	#	Mail size code (for Registered Air/Surface Mail, Local Registered Mail only) For details please refer to Appendix E – Mail Size Code
insurTypeCode	Json body	TEXT	10	#	Insurance Type (For Speedpost Service only) For details please refer to Appendix C – Insurance Service Code.
insurAmount	Json body	NUMBER	7		Insured Amount (For Air Parcel, Surface Parcel, Speedpost Service, e-Express+ and Surface/Air Insured Mail only). Insured Amount Limit (HKD) varies according to delivery service. For full information, please refer to Hongkong Post Website.

					<p>Example of insurance amount limit</p> <p>e-Express+ Service = 5,000.00 Air Parcel to US = 2,500.00 Surface Parcel to US = 2,500.00 Speedpost = 50,000.00</p> <p>For e-Express+ Service, please pass 5,000.00 to this field as the premium of e-Express+ Service is fixed.</p>
satchelTypeCode	Json body	TEXT	2		<p>Satchel Type (For Speedpost only)</p> <p>For details please refer to Appendix K – Satchel Type (For Speedpost only)</p>
sizeDim1	Json body	NUMBER	7	#	<p>Delivery item dimension size (Length)</p> <p>(For Vantage only)</p>
sizeDim2	Json body	NUMBER	7	#	<p>Delivery item dimension size (Width)</p> <p>(For Vantage only)</p>
sizeDim3	Json body	NUMBER	7	#	<p>Delivery item dimension size (Height)</p> <p>(For Vantage only)</p>
Delivery Information / Sender's Address Cardinality – One					
senderName	Json body	TEXT	48	*	<p>Sender name</p> <p>e.g. 16 Chinese characters OR 48 English characters</p>
senderAddress	Json body	TEXT	140	*	<p>Sender address</p> <p>e.g. 46 Chinese characters OR 140 English characters</p>
senderCountry	Json body	TEXT	60	*	<p>Sender country code</p> <p>* Fixed using “Hong Kong SAR” as sender country. Otherwise the entire request will be rejected.</p>
senderContact No	Json body	TEXT	60	*	<p>Sender contact number</p>

					* For EC-GET, sender contact number must be mobile number
senderContactNoAreaCode	Json body	TEXT	3		Sender contact number area code * Default area code is 852 if no value provided to this field Options: 852, 853, 86 (For EC-GET, Local Parcel, Local Courier, Local Registered Mail only)
senderFax	Json body	TEXT	60		Sender fax number
senderEmail	Json body	TEXT	60	#	Sender email address
Delivery Information / Delivery Address Cardinality – One					
recipientName	Json body	TEXT	48	*	Recipient name / Company e.g. 16 Chinese characters OR 48 English characters
recipientAddresses	Json body	TEXT	140	*	Recipient address 80 Chinese characters OR 140 English characters Remarks: address of post office and iPostal Station is not valid for Mail Delivery Service
recipientCity	Json body	TEXT	70	*	Recipient city
recipientPostalNo	Json body	TEXT	17	#	Recipient postal number For details please refer to Appendix H – Postal Code
countryCode	Json body	TEXT	3	*	Destination of Delivery Address For Other Destinations Service, please retrieve full destinations list using EC-Ship Common API – Retrieve Country List For local service, countryCode value is “HKG”.
recipientContactNo	Json body	TEXT	60	#	Recipient contact number Pattern Constraint: ^[0-9\s\(\)\+\\-]+\$

recipientContactNoAreaCode	Json body	TEXT	3		<p>Recipient contact number area code</p> <p>* Default area code is 852 if no value provided for this field</p> <p>Options: 852, 853, 86</p> <p>(For EC-GET, Local Parcel, Local Courier, Local Registered Mail only)</p>
recipientFax	Json body	TEXT	60		<p>Recipient fax number</p> <p>Pattern Constraint: ^[0-9\s\(\)\+\-]+\$</p>
recipientEmail	Json body	TEXT	60	#	<p>Recipient email address</p> <p>Pattern Constraints: ^[_A-Za-z0-9-\+]+\(\.[_A-Za-z0-9-]+\)*@[A-Za-z0-9-\+]\(\.[A-Za-z0-9]+\)*\.[A-Za-z]{2,}\$</p>
refNo	Json body	TEXT	50		Reference No.
noticeMethod	Json body	TEXT	1	#	<p>Collection Notification Method</p> <p>For details please refer to</p> <p>Appendix I – Collection Notification Method & Language of SMS</p> <p>(For Local Parcel and Local Courier only)</p>
smsLang	Json body	TEXT	1		<p>Language of SMS</p> <p>For details please refer to</p> <p>Appendix I – Collection Notification Method & Language of SMS</p> <p>(For EC-GET, Local Parcel and Local Courier only)</p>
mcn	Json body	TEXT	16		<p>Mail Collection Number (MCN)</p> <p>Format: 99999999 (XXX) e.g. 00001234 (GPO)</p> <p>(Obsoleted since 19 July 2021)</p>
iPostalStation	Json body	TEXT	10	#	iPostal Station

					<p>* If mailType is “PL”, this field is mandatory</p> <p>For details, please retrieve full list using EC-Ship Common API – Retrieve iPostal Station and Post Office List</p> <p>(For EC-GET, Local Parcel and Local Courier only)</p>
pickupOffice	Json body	TEXT	8	#	<p>Pick Up office</p> <p>* If mailType is “CC” or “CS”, this field is mandatory</p> <p>If mailType is “CC”:</p> <p>For details, please retrieve full list using EC-Ship Common API – Retrieve iPostal Station and Post Office List</p> <p>(For EC-GET, Local Parcel and Local Courier only)</p> <p>If mailType is “CS”:</p> <p>For details, please retrieve full list using EC-Ship Common API – Retrieve Convenience Store List</p> <p>(For EC-GET only)</p>
Delivery Information / Customs Declaration Cardinality – One					
itemCategory	Json body	TEXT	1	#	<p>Category of delivery items</p> <p>For details please refer to Appendix J – Item Category</p> <p>"Gifts (non-commercial)" is not an acceptable reason for export for commercial items. An item is considered to be commercial in nature if there is a financial transaction between the sender and addressee associated with it. "Commercial sale of goods (B2B)" is to be used only for</p>

					items sent from one business to another business. "E-commerce goods" is to be used only for items sent as a result of an online (B2C) transaction.
itemCategoryDesc	Json body	TEXT	30	#	Category description of the delivery items if itemCategory is "O" (Other).
Delivery Information / Customs Declaration / Content Description Cardinality – One to Twenty (Applicable to e-Express+, Air Registered Mail, Air Parcel, Surface Parcel, Surface Registered Mail, Speedpost Service, Air Ordinary Mail, Air Insured Mail, Surface Ordinary Mail & Surface Insured Mail)					
Cardinality – One (Applicable to EC-GET, Local Parcel, Local CourierPost, and Local Registered Mail)					
contentDesc	Json body	TEXT	60	*	Product detail description
productQty	Json body	NUMBER	5	*	Quantity of the product
productValue	Json body	NUMBER	10	*	Declared value of the product
productWeight	Json body	NUMBER	8	*	Net weight of the product (include all the packing) Example: 0.102, 0.520
productCountry	Json body	TEXT	3		Country code where the goods originated (including production, manufacture or assembly).
currencyCode	Json body	TEXT	3	*	Currency used for the declared value. For Vantage, currency code maybe restricted. For details please refer to Appendix F – Currency Code
productTariffCodeStr	Json body	TEXT	10	#	Please provide the HS tariff number according to the Harmonized Commodity Description and Coding System developed by the destinations' relevant authority. This field is the HS tariff number in string value.
Delivery Information / Customs Declaration / Additional Information Cardinality – One					
senderCustRef	Json body	TEXT	20		Sender's Customs Reference (EU Import One-Stop-Shop IOSS number, if applicable) Due to privacy issue, the entered IOSS number will not be displayed on the posting form or label printed from this platform.

impRef	Json body	TEXT	20		Importer's Reference (If known) (tax code / VAT No./ importer code)
impTelNo	Json body	NUMBER	60		Importer's Telephone Number (If known)
impFaxNo	Json body	NUMBER	60		Importer's Fax Number (If known)
impEmail	Json body	TEXT	60		Importer's Email Address (If known)
declarationComments	Json body	TEXT	60		Comments (e.g.: goods subject to quarantine, sanitary / phytosanitary inspection or other restrictions)
licenceNumber	Json body	TEXT	20		Licence Number(s) (If any)
certNumber	Json body	TEXT	20		Certificate Number(s) (If any)
certQty	Json body	NUMBER	3		Quantity of certificate
invoiceNumber	Json body	TEXT	20		Invoice Number(s) An invoice should be attached to each commercial item.
invoiceQty	Json body	NUMBER	3		Quantity of invoice
nonDeliveryOptions	Json body	TEXT	40	#	Sender's instructions in case of non-delivery (For Air Parcel and Surface Parcel only) For details please refer to Appendix L – Sender's instructions in case of non-delivery (For Air Parcel and Surface Parcel only)
impEori	Json body	TEXT	20		Importer's EORI (If known)
msdsFilename	Json body	TEXT	100		MSDS certificate file name The MSDS certificate file must be saved at EC-Ship
eclbInd	Json body	TEXT	1	#	EBLB indicator (For Vantage services) For details please refer to Appendix O – EBLB indicator
Delivery Information / Others Cardinality – One					
merchandiserEmail	Json body	TEXT	60		Merchandiser Email (Appreciable to specific HKPost Partner only)
payFlag	Json body	TEXT	2		Payment method type * Default payment method is "CO" (Counter Payment)

					For details please refer to Appendix M – Payment Method
permitNo	Json body	TEXT			Permit Account (deposit account) for Drop and Go service Format: XX-123456-0
creditCardNo	Json body	TEXT	10		Credit Card Alias The credit card alias must be saved at EC-Ship
dropAndGoFlag	Json body	TEXT	1		Drop and Go Posting method Indicator * Default posting method is “Normal EC-Ship Service” (i.e. not drop and go service) Y – Mandatory if using drop and go

Response

Parameter	Data Type	Remark
status	NUMBER	For details please refer to Appendix G – Status Code and Error Message
errMessage	TEXT	Error Message
orderNo	TEXT	Unique Order Number
itemNo	TEXT	Tracking Number.
deliveryCharge	NUMBER	Basic delivery charge amount.
withHighValueSurcharge	NUMBER	High value shipments administrative surcharge
withPostageSurcharge	NUMBER	Emergency Situation Surcharge
insurPermFee	NUMBER	The insurance fee of the selected insurance plan.
additionalDocument	TEXT	The additional customs document(s) required for countries. e.g For Speedpost, Documents to U.S, additionalDocument = 1C0D0G It means it requires the following documents No. of (C) Non-adhesive customs form (Pos 401C) = 1 No. of (D) Despatch note (Pos 401D) = 0 No. of (G) Green label (Pos 401G) = 0 For details, please refer to: https://speedpost.hongkongpost.hk/speedpost/sections/postingInfo/customReq.jsf

<p>Sample of Request Parameters Hongkong Post Vantage</p>	<pre>{ "countryCode": "FRA", "itemCategory": "G", "products": [{ "contentDesc": "Toy", "currencyCode": "EUR", "productCountry": "CNA", "productQty": 2, "productValue": 10, "productWeight": 0.8, "productTariffCodeStr": "123456" }], "recipientAddress": "Test Receipt Address", "recipientCity": "Paris", "recipientContactNo": "21234567", "recipientEmail": "test-receipt@ec-ship.test", "recipientFax": "22222222", "recipientName": "Test Recipient", "recipientPostalNo": "62100", "refNo": "ECShipApi testing", "senderAddress": "Flat T, Testing Block, Testing Building, Testing District", "senderContactNo": "22222222", "senderCountry": "Hong Kong SAR", "senderEmail": "test-sender@ec-ship.test", "senderFax": "22222222", "senderName": "Peter Chan", "shipCode": "CES", "sizeDim1": 30, "sizeDim2": 30, "sizeDim3": 30 }</pre>
---	---

<p>Sample of Response Parameters</p>	<pre>{ "data": { "status": 0, "errMessage": "Success", "orderNo": "P000000006946384", "itemNo": "84400000512875", "deliveryCharge": 442, "additionalDocument": "", "insurPermFee": 0, "withPostageSurcharge": 0, "withHighValueSurcharge": 0 } }</pre>
--------------------------------------	--

7. EC-Ship Posting API – Download Shipping Label

Function	This function provides address pack in PDF format. Sorting order: By Service, item no.
URL	< Posting API Location>/order/addressPack
HTTP Method	GET
Authentication	Basic HTTP authentication as described at w3.org. Provide '<API user name>' in the userid portion and your API password in the password portion.
Request Header	hkpId: "string"
Request Query	itemNo ; type string array printMode ; type string
Response	{ "data": { "ap": "string", "errMessage": "string", "status": 0 }, "error": { "code": 0, "message": "string" } }

Request

(* Mandatory fields)

Parameter	Parameter Type	Data Type	Length Constraint	Mandatory	Remark
hkpId	header	TEXT	60	*	Hongkong Post ID
itemNo	query	Array [TEXT]	14	*	Item No
printMode	query	TEXT	1	*	0 : 1 label per page 2 : 3 labels per page (This setting for “e-Express+ service to the US” only) 3: Thermal label (This setting for local services only (e.g. EC-GET, LocalCourier and Local Parcel service). 4: Thermal label (This setting for 4X6 thermal label for “Vantage (Courier)” only). 5: Thermal label (This setting for 4X8 thermal label for E-Express+, Air Registered Mail and Surface Registered Mail only.)
cn22	query	NUMBER	1		Number of CN 22 Customs Declaration form (for Speedpost service only)

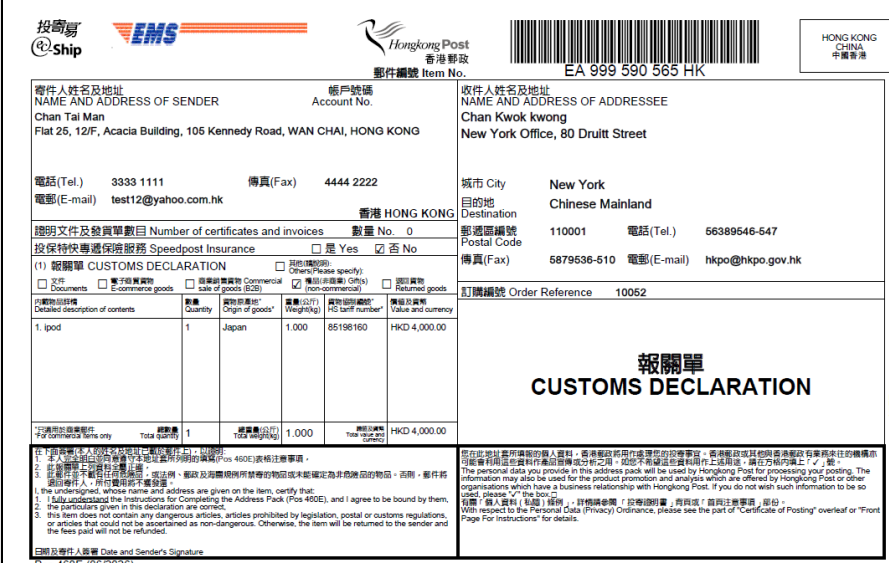
Application Programming Interface (API) at EC-Ship System for System Integration with e-Commerce Systems

cn23	query	NUMBER	1		Number of CN 23 Customs Declaration form (for Speedpost service only)
------	-------	--------	---	--	---

Response

Parameter	Data Type	Remark
status	NUMBER	0: Success -1: Failed
errMessage	TEXT	Error Messages
ap	base64Binary	PDF file

Sample of Request Parameters	-itemNo = EA999579287HK -printMode = 0
	curl -X GET --header 'Accept: application/json' --header 'hkpid: ecshipdemo' '< Posting API Location>/order/addressPack?cn22=1&cn23=1&itemNo=EA999579287HK&printMode=0'

Sample of Response Parameters (Example for Hongkong Speedpost)	-STATUS (Success/ Failed) -PDF file { "data": { "status": 0, "errMessage": "Success", "ap": "JVBERi0xLjUKJeLjz9MKNyAwIG9iago8PC9Db.....", } }
	PDF File 

8. EC-Ship Posting API – Cancel Shipping Record

Function	This function cancels the order delivery information in order to release unused item tracking number.
URL	< Posting API Location>/order/{orderNo}
HTTP Method	DELETE
Authentication	Basic HTTP authentication as described at w3.org. Provide '<API user name>' in the userid portion and your API password in the password portion.
Request Header	hkpid: "string"
Request Path	orderNo ; type string
Request Query	itemNo ; type string
Response	<pre>{ "data": { "errMessage": "string", "orderNo": "string", "status": 0 }, "error": { "code": 0, "message": "string" } }</pre>

Request

(* Mandatory fields)

Parameter	Parameter Type	Data Type	Length Constraint	Mandatory	Remark
hkpid	header	TEXT	60	*	Hongkong Post ID
itemNo	query	TEXT	14	*	Item no.
orderNo	path	TEXT	16	*	Order no. (e.g. P9999999999999999)

Response

Parameter	Data Type	Remark
status	NUMBER	0: Success -1: Failed
errMessage	TEXT	Error Messages
orderNo	TEXT	Order no. (e.g. P9999999999999999)

Sample of Request Parameters	curl -X DELETE --header 'Accept: application/json' --header 'hkpid: ecshipdemo' '< Posting API Location>/order/P000000000025914?itemNo=84400000101074'
------------------------------	--

Sample of Response Parameters	<pre>{ "data": { "status": 0, </pre>
-------------------------------	--

	<pre>"errorMessage": "Success", "orderNo": " P000000000025914" } }</pre>
--	--

9. EC-Ship Posting API – Get Shipping Record

Function	This function provides order delivery information.
URL	< Posting API Location>/orderStr/{orderNo}
HTTP Method	GET
Authentication	Basic HTTP authentication as described at w3.org. Provide '<API user name>' in the userid portion and your API password in the password portion.
Request Header	hkpid: "string"
Request Path	orderNo: "string"
Response	<pre>{ "data": { "additionalDocument": "string", "certificateNo": "string", "certificateQty": 0, "comments": "string", "counterPaidAmount": 0, "countryCode": "string", "currencyCode": "string", "deliveryCharge": 0, "eclbInd": "string", "impEori": "string", "importerEmail": "string", "importerFax": "string", "importerReference": "string", "importerTel": "string", "insurAmount": 0, "insurPermFee": 0, "insurTypeCode": "string", "invoiceNo": "string", "invoiceQty": 0, "itemCategory": "string", "itemNo": "string", "licenceNo": "string", "mailType": "string", "msdsFilename": "string", "nonDeliveryOptions": "string", "orderNo": "string", "orderStatus": "string", "postWgt": 0, "products": [{ "contentDesc": "string", "currencyCode": "string", "productCountry": "string", "productQty": 0, "productTariffCode": "string", "productValue": 0, "productWeight": 0 }], "recipientAddress": "string", "recipientCity": "string",</pre>

	<pre> "recipientContactNo": "string", "recipientContactNoAreaCode ": "string", "recipientCountry": "string", "recipientEmail": "string", "recipientFax": "string", "recipientName": "string", "recipientPostalNo": "string", "referenceNo": "string", "satchelAmount": 0, "satchelTypeCode": "string", "senderAddress": "string", "senderCity": "string", "senderContactNo": "string", "senderContactNoAreaCode": "string", "senderCountry": "string", "senderCustomsReference": "string", "senderEmail": "string", "senderFax": "string", "senderName": "string", "senderPostalNo": "string", "shipCode": "string", "sizeDim1": 0, "sizeDim2": 0, "sizeDim3": 0, "surchargeAmt": 0, "taxAmt": 0, "totWeight": 0, "userId": "string", "volWgt": 0, "webPaidAmount": 0 }, "error": { "code": 0, "message": "string" } } </pre>
--	---

Request

(* Mandatory fields)

Parameter	Parameter Type	Data Type	Length Constraint	Mandatory	Remark
hkpId	header	TEXT	60	*	Hongkong Post ID
orderNo	path	TEXT	16	*	Order.no (e.g. P9999999999999999)

Response

Parameter	Data Type	Remark
status	NUMBER	0: Success -1: Failed
errMessage	TEXT	Error Messages

Delivery Service		
shipCode	TEXT	Delivery Service Shipping Code ID. For details please refer to Appendix A – Shipping Code Detail
mailType	TEXT	Mail type code (for EC-GET, Smart Post, Local Parcel, Local CourierPost, Local Registered Mail and Speedpost Multipack Box Offer only) For details please refer to Appendix D – Mail Type Code
mailSize	TEXT	Mail size code (for Registered Air/Surface Mail, Local Registered Mail only) For details please refer to Appendix E – Mail Size Code
insurTypeCode	TEXT	Insurance Type (For Speedpost only) For details please refer to Appendix C – Insurance Service Code.
insurAmount	NUMBER	Insured Amount (For Air Parcel, Surface Parcel, Speedpost Service, E-express+ & Surface/Air Insured Mail only).
insurPermFee	NUMBER	Insurance Premium Amount
satchelTypeCode	TEXT	Satchel Type (For Speedpost only) For details please refer to Appendix K – Satchel Type (For Speedpost only)
satchelAmount	NUMBER	Satchel amount
totWeight	NUMBER	Total weight of the item
volWgt	NUMBER	Volumetric Weight (kg) (For Vantage only)
webPaidAmount	NUMBER	Total amount paid by credit card
counterPaidAmount	NUMBER	Total amount paid at counter
deliveryCharge	NUMBER	Total Postal
surchargeAmt	NUMBER	High value shipments administrative surcharge
taxAmt	NUMBER	Administrative fee for payment of taxes/duty
sizeDim1	NUMBER	Delivery item dimension size (Length) (For Vantage only)
sizeDim2	NUMBER	Delivery item dimension size (Width) (For Vantage only)
sizeDim3	NUMBER	Delivery item dimension size (Height) (For Vantage only)
Delivery Information / Sender's Address		

senderName	TEXT	Sender name
senderAddress	TEXT	Sender address
senderCountry	TEXT	Sender country code
senderContactNo	TEXT	Sender contact number
senderContactNoArea Code	TEXT	Sender contact number area code * Default area code is 852 if no value provided to this field Options: 852, 853, 86 (For EC-GET, Local Parcel, Local Courier, Local Registered Mail only)
senderFax	TEXT	Sender fax number
senderEmail	TEXT	Sender email address
Delivery Information / Delivery Address		
recipientName	TEXT	Recipient name / Company
recipientAddress	TEXT	Recipient address
recipientCity	TEXT	Recipient city
recipientPostalNo	TEXT	Recipient postal number For details please refer to Appendix H – Postal Code
countryCode	TEXT	Destination of Delivery Address For Other Destinations Service, please retrieve full destinations list using EC-Ship Common API – Retrieve Country List For local service, countryCode value is “HKG”.
recipientContactNo	TEXT	Recipient contact number Pattern Constraint: ^[0-9\s\(\)\+ -]+\$
recipientContactNoAreaCode	TEXT	Recipient contact number area code * Default area code is 852 if no value provided for this field Options: 852, 853, 86 (For EC-GET, Local Parcel, Local Courier, Local Registered Mail only)
recipientFax	TEXT	Recipient fax number Pattern Constraint: ^[0-9\s\(\)\+ -]+\$
recipientEmail	TEXT	Recipient email address Pattern Constraints: ^[_A-Za-z0-9-]+\+(\.[_A-Za-z0-9-]+)*@[A-Za-z0-9]+\(\.[A-Za-z0-9]+\)*\(\.[A-Za-z]{2,}\)\$

referenceNo	TEXT	Reference No.
Delivery Information / Customs Declaration		
itemCategory	TEXT	Category of the delivery items. For details please refer to Appendix J – Item Category "Gifts (non-commercial)" is not an acceptable reason for export for commercial items. An item is considered to be commercial in nature if there is a financial transaction between the sender and addressee associated with it. "Commercial sale of goods (B2B)" is to be used only for items sent from one business to another business. "E-commerce goods" is to be used only for items sent as a result of an online (B2C) transaction.
itemCategoryDesc	TEXT	Category description of the delivery items if itemCategory is "O" (Other).
Delivery Information / Customs Declaration / Content Description		
contentDesc	TEXT	Product detail description
productTariffCode	TEXT	Please provide the HS tariff number according to the Harmonized Commodity Description and Coding System developed by the destinations' relevant authority. The TariffCode is in string value
productQty	NUMBER	Quantity of the product
productValue	NUMBER	Declared value of the product
productWeight	NUMBER	Net weight of the product (include all the packing) Example: 0.102, 0.520
productCountry	TEXT	Country code where the goods originated (including production, manufacture or assembly).
currencyCode	TEXT	Currency used for the declared value. For Vantage, currency code maybe restricted. For details please refer to Appendix F – Currency Code
Delivery Information / Customs Declaration / Additional Information		
senderCustRef	TEXT	Sender's Customs Reference (EU Import One-Stop-Shop IOSS number, if applicable) Due to privacy issue, the entered IOSS number will not be displayed on the posting form or label printed from this platform.
importerReference	TEXT	Importer's Reference (If known) (tax code / VAT No./ importer code)
importerTel	NUMBER	Importer's Telephone Number (If known)
importerFax	NUMBER	Importer's Fax Number (If known)
importerEmail	TEXT	Importer's Email Address (If known)
declarationComments	TEXT	Comments

		(e.g.: goods subject to quarantine, sanitary / phytosanitary inspection or other restrictions)
licenceNumber	TEXT	Licence Number(s) (If any)
certificateNo	TEXT	Certificate Number(s) (If any)
certificateQty	NUMBER	Quantity of certificate
invoiceNo	TEXT	Invoice Number(s) An invoice should be attached to each commercial item.
invoiceQty	NUMBER	Quantity of invoice
nonDeliveryOptions	TEXT	Sender's instructions in case of non-delivery (For Air Parcel and Surface Parcel only) For details please refer to Appendix L – Sender's instructions in case of non-delivery (For Air Parcel and Surface Parcel only)
impEori	TEXT	Importer's EORI (If known)
msdsFilename	TEXT	MSDS certificate file name
eclbInd	TEXT	EBLB indicator (For Vantage services) For details please refer to Appendix O – EBLB indicator

Sample of Request Parameters	curl -X GET --header 'Accept: application/json' --header 'hkpid: ecshipdemo' '<Posting API Location>/order/ P000000006946384'
------------------------------	---

Sample of Response Parameters	{ "data": { "orderNo": "P000000006946384", "countryCode": "FRA", "shipCode": "CES", "mailType": "", "senderName": "Peter Chan", "senderAddress": "Flat T, Testing Block, Testing Building, Testing District", "senderCountry": "Hong Kong SAR", "senderContactNo": "22222222", "senderFax": "22222222", "senderEmail": "test-sender@ec-ship.test", "recipientName": "Test Recipient", "recipientAddress": "Test Receipt Address", "recipientCity": "Paris", "recipientPostalNo": "62100", "recipientContactNo": "21234567", "recipientFax": "22222222", "recipientEmail": "test-receipt@ec-ship.test", "itemCategory": "G", "itemCategoryDesc": "", "insurTypeCode": "NA", "insurAmount": 0, "refNo": "",
-------------------------------	--

```
"senderCustRef": "",
"impRef": "",
"impTelNo": "",
"impFaxNo": "",
"impEmail": "",
"declarationComments": "",
"licenceNumber": "",
"certNumber": "",
"invoiceNumber": "",
"certQty": null,
"invoiceQty": 0,
"nonDeliveryOptions": "",
"satchelTypeCode": "",
"pickupOffice": null,
"paidAmt": null,
"merchandiserEmail": "",
"products": [
  {
    "contentDesc": "Toy",
    "productTariffCode": "123456",
    "productQty": 2,
    "productValue": 10,
    "productWeight": 0.8,
    "productCountry": "Chinese Mainland",
    "currencyCode": "EUR"
  }
],
"noticeMethod": "",
"smsLang": "",
"mcn": "",
"ipostalStation": "",
"dropAndGoFlag": "",
"payFlag": "",
"permitNo": "",
"mailSize": "",
"itemNo": "84400000512875",
"deliveryCharge": 442,
"additionalDocument": "NA",
"insurPermFee": 0,
"impEori": "",
"msdsFilename": "",
"sizeDim1": 30,
"sizeDim2": 30,
"sizeDim3": 30,
"taxAmt": 0,
"surchargeAmt": 0,
"volWgt": 4.5,
"postWgt": 4.5,
"eclbInd": ""
}
```


	sortOrder ; type string
Response	<pre>{ "data": { "errMessage": "string", "itemMapping": [{ "itemNo": "string", "searchParam": "string" }], "searchType": "string", "status": 0 }, "error": { "code": 0, "message": "string" } }</pre>

Request

(* Mandatory fields)

Parameter	Parameter Type	Data Type	Length Constraint	Mandatory	Remark
hkpId	header	TEXT	60	*	Hongkong Post ID
searchType	query	TEXT	20	*	Option: "REF_NO" / "ORDER_DATE" / "PAY_DATE"
searchParam	query	Array [TEXT]	16	*	List of Input Parameter For Search Type "ORDER_DATE" / "PAY_DATE", please specify an exact date in searchParam. The date format should be "YYYY-MM-DD". e.g. order date from 2015-07-01 to 2015-07-03 {'2015-07-01', '2015-07- 02', '2015-07-03'}
sortOrder	query	TEXT	20		Option: "DESC" / "ASC"

Response

Parameter	Data Type	Remark
errMessage	TEXT	Error Message of API call
status	NUMBER	Status of API call
searchType	TEXT	The search criteria
ItemMapping Cardinality – One		
itemNo	TEXT	The item number corresponding to the search parameter
searchParam	TEXT	The search parameter

Sample of Request Parameters	- searchParam = 2021-06-01 - searchType = ORDER_DATE
	curl -X GET "https://partner.hongkongpost.hk/ecshipAPI/version/1/posting/itemNo?searchParam=2021-06-01&searchType=ORDER_DATE" -H "accept: */*" -H "hkpid: ecshipssodemo"

Sample of Response Parameters	{ "data": { "status": 0, "errMessage": null, "searchType": "ORDER_DATE", "itemMapping": [{ "itemNo": "84400000512875", "searchParam": "2021-06-01 11:43:47.0" }, { "itemNo": "84400000512904", "searchParam": "2021-06-01 14:24:46.0" }] } }
-------------------------------	--

11. EC-Ship Posting API – Download Certificate of Posting

Function	This function provides COP in PDF format.
URL	< Posting API Location>/cop
HTTP Method	GET
Authentication	Basic HTTP authentication as described at w3.org. Provide '<API user name>' in the userid portion and your API password in the password portion.
Request Query	itemNo ; type string
Response	<pre>{ "data": { "cop": "string", "errMessage": "string", "status": 0 }, "error": { "code": 0, "message": "string" } }</pre>

Request

(* Mandatory fields)

Parameter	Parameter Type	Data Type	Length Constraint	Mandatory	Remark
hkpId	header	TEXT	60	*	Hongkong Post ID
itemNo	query	TEXT	14	*	Item no.

Response


Parameter	Data Type	Remark
errMessage	TEXT	Error Message of API call
status	NUMBER	Status of API call
cop	base64Binary	PDF file

Sample of Request Parameters	-itemNo = 84400000101074
	<pre>curl -X GET "https://partner.hongkongpost.hk/ecshipAPI/version/1/posting/order/cop?itemNo=94400000500043" -H "accept: */*" -H "hkpId: ecshipssodemo"</pre>

Sample of Response Parameters	-STATUS (Success/ Failed) -PDF file <pre>{ "data": { "status": 0,</pre>
-------------------------------	---

```
"errorMessage": "Success",
"cop": "JVBERi0xLjUKJeLjz9MKNyAwIG9iag08PC9Db.....",
}
}
```

PDF File

 Tracked <div style="float: right; border: 1px solid black; padding: 2px;">HONG KONG CHINA 香港</div>	
  US(USLXF)	
From: JAMES LAM ROOM 1220, ABC HOUSE, ANC ESTATE HONG KONG SAR	 ZIP 99999
TO: JESSIE KO ROOM 2345, DEF HOUSE, DEF ESTATE HAWAII 99999 UNITED STATES OF AMERICA Recipient Phone 收件人電話: 98765432	
 LK051841469HK	

													
 LK051841469HK													
From: JAMES LAM ROOM 1220, ABC HOUSE, ANC ESTATE HONG KONG SAR	Ship To 運送到: Jessie Ko Room 2345, DEF House, DEF Estate Hawaii 99999 UNITED STATES OF AMERICA												
Phone 電話: 98765432 Recipient's fax 收件人傳真: Post Office 郵局: Recipient's address 收件人地址: Recipient's phone 收件人電話: 98765432	Recipient's phone 收件人電話: 98765432 Category of item 貨品類別 (Other (not commercial) 雜貨/非商業) Country of origin 原產地: Certificate No. 證明文件號碼:												
<table border="1"> <thead> <tr> <th>Declared Description of Contents 貨品描述</th> <th>Qty 數量</th> <th>kg 公斤</th> <th>Value 價值</th> <th>Unit 單位</th> <th>Origin of Goods 貨品產地</th> </tr> </thead> <tbody> <tr> <td>1 good</td> <td>1</td> <td>0.300</td> <td>1000.00</td> <td></td> <td></td> </tr> </tbody> </table>	Declared Description of Contents 貨品描述	Qty 數量	kg 公斤	Value 價值	Unit 單位	Origin of Goods 貨品產地	1 good	1	0.300	1000.00			Total Gross Weight and Volume 總毛重及體積: 0.300 kg 1000.00
Declared Description of Contents 貨品描述	Qty 數量	kg 公斤	Value 價值	Unit 單位	Origin of Goods 貨品產地								
1 good	1	0.300	1000.00										

投寄證明書 Certificate of Posting	
郵件編號 Item No. LK051841469HK	日期 Date Stamp 27/04/17 17:18
寄往 Addressed to Room 2345, DEF House, DEF Estate Hawaii 99999	郵務員簽名 CSW00001 (CSW/CTR) Signature of accepting
姓名 Name Jessie Ko	
重量 Weight 1.220KG	郵費總額 Total Postage HK\$ 93.2
城市 City Hawaii	目的地 Destination USA

12. EC-Ship Posting API – Download Proof of Delivery (for Local CourierPost and Local Registered Mail)

Function	This function provides POD in PDF format.
URL	< Posting API Location>/order/pod
HTTP Method	GET
Authentication	Basic HTTP authentication as described at w3.org. Provide '<API user name>' in the userid portion and your API password in the password portion.
Request Header	hkpid: "string"
Request Query	itemNo ; type string
Response	<pre>{ "data": { "errMessage": "string", "pod": "string", "status": 0 }, "error": { "code": 0, "message": "string" } }</pre>

Request

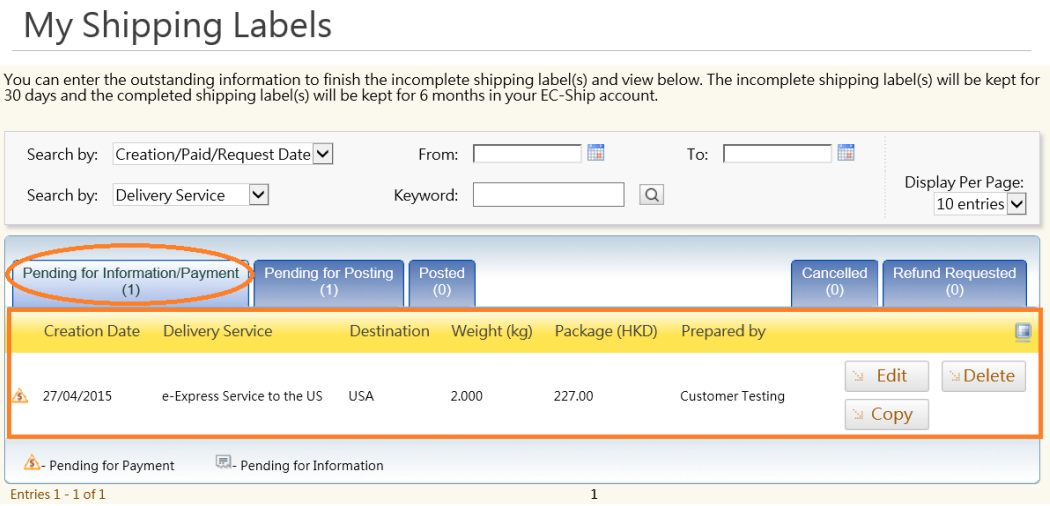
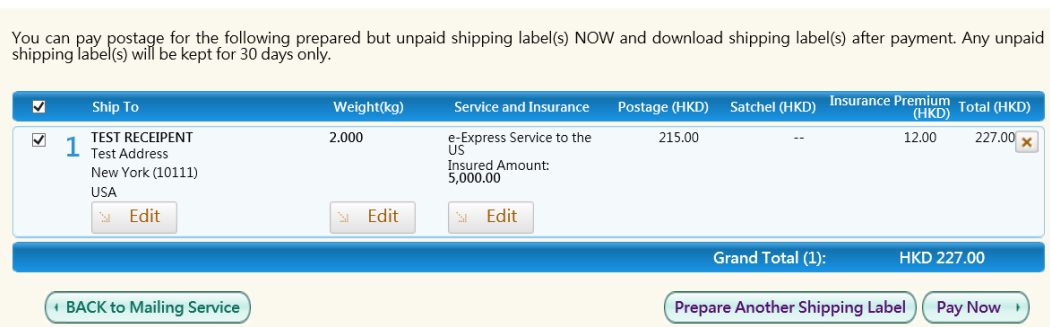
(* Mandatory fields)

Parameter	Parameter Type	Data Type	Length Constraint	Mandatory	Remark
hkpid	header	TEXT	60	*	Hongkong Post ID
itemNo	query	TEXT	14	*	Item No

Response

Parameter	Data Type	Remark
status	NUMBER	0: Success -1: Failed
errMessage	TEXT	Error Messages
pod	base64Binary	PDF file

13. EC-Ship Posting API – Create Temporary Shipping Record

<p>Function</p>	<p>API user can make a call to this API to upload the information and then save to cart (highlighted in orange) of below screen.</p> <p>EC-Ship API returns the order no. once the insertion is complete.</p>  <p>What's next? Customers can proceed payment or posting form editing via EC-Ship online platform.</p>  <p>Once the payment is done, API user can use API to get item number by order creation date, payment date or reference number.</p>
<p>URL</p>	<p>< Posting API Location >/tempOrder</p>
<p>HTTP Method</p>	<p>POST</p>
<p>Authentication</p>	<p>Basic HTTP authentication as described at w3.org. Provide '<API user name>' in the userid portion and your API password in the password portion.</p>
<p>Request Header</p>	<p>hkpid: "string"</p>
<p>Request Body</p>	<pre>{ "certNumber": "string", "certQty": 0, "countryCode": "string", "creditCardNo": "string",</pre>

```

"declarationComments": "string",
"dropAndGoFlag": "string",
"eclbInd": "string",
"impEmail": "string",
"impEori": "string",
"impFaxNo": "string",
"impRef": "string",
"impTelNo": "string",
"insurAmount": 0,
"insurTypeCode": "string",
"invoiceNumber": "string",
"invoiceQty": 0,
"ipostalStation": "string",
"itemCategory": "string",
"itemCategoryDesc": "string",
"licenceNumber": "string",
"mailSize": "string",
"mailType": "string",
"mcn": "string",
"merchandiserEmail": "string",
"msdsFilename": "string",
"nonDeliveryOptions": "string",
"noticeMethod": "string",
"payFlag": "string",
"permitNo": "string",
"pickupOffice": "string",
"products": [
  {
    "contentDesc": "string",
    "currencyCode": "string",
    "productCountry": "string",
    "productQty": 0,
    "productValue": 0,
    "productWeight": 0,
    "productTariffCodeStr": "string"
  }
],
"recipientAddress": "string",
"recipientCity": "string",
"recipientContactNo": "string",
"recipientContactNoAreaCode": "string",
"recipientEmail": "string",
"recipientFax": "string",
"recipientName": "string",
"recipientPostalNo": "string",
"refNo": "string",
"satchelTypeCode": "string",
"senderAddress": "string",
"senderContactNo": "string",
"senderContactNoAreaCode": "string",
"senderCountry": "string",

```

	<pre> "senderCustRef": "string", "senderEmail": "string", "senderFax": "string", "senderName": "string", "shipCode": "string", "sizeDim1": 0, "sizeDim2": 0, "sizeDim3": 0, "smsLang": "string" } </pre>
Response	<pre> { "data": { "additionalDocument": "string", "deliveryCharge": 0, "errorMessage": "string", "insurPermFee": 0, "itemNo": "string", "orderNo": "string", "status": 0, "withHighValueSurcharge": 0, "withPostageSurcharge": 0 }, "error": { "code": 0, "message": "string" } } </pre>

Please refer to "EC-Ship Posting API – Create Shipping Record" for data description

14. EC-Ship Posting API – Cancel Temporary Shipping Record

Function	This function cancels the temporary order delivery information
URL	< Posting API Location>/tempOrder
HTTP Method	DELETE
Authentication	Basic HTTP authentication as described at w3.org. Provide '<API user name>' in the userid portion and your API password in the password portion.
Request Header	hkpid: "string"
Request Query	orderNo ; type string array
Response	<pre>{ "data": { "errMessage": "string", "orderNo": ["string"], "status": 0 }, "error": { "code": 0, "message": "string" } }</pre>

Request

(* Mandatory fields)

Parameter	Parameter Type	Data Type	Length Constraint	Mandatory	Remark
hkpid	header	TEXT	60	*	Hongkong Post ID
orderNo	Query	Array [TEXT]	16	*	Order no. (e.g. P9999999999999999)

Response

Parameter	Data Type	Remark
status	NUMBER	0: Success -1: Failed
errMessage	TEXT	Error Messages
orderNo	Array [TEXT]	Order no. (e.g. P9999999999999999)

15. EC-Ship Posting API – Retrieve Temporary Shipping Record

Function	This function provides temporary shipping record.
URL	< Posting API Location>/tempOrderStr/{orderNo}
HTTP Method	GET
Authentication	Basic HTTP authentication as described at w3.org. Provide '<API user name>' in the userid portion and your API password in the password portion.
Request Header	hkpid: "string"
Request Path	orderNo ; type string
Response	<pre>{ "data": { "additionalDocument": "string", "certNumber": "string", "certQty": 0, "countryCode": "string", "declarationComments": "string", "deliveryCharge": 0, "dropAndGoFlag": "string", "eclbInd": "string", "impEmail": "string", "impEori": "string", "impFaxNo": "string", "impRef": "string", "impTelNo": "string", "insurAmount": 0, "insurPermFee": 0, "insurTypeCode": "string", "invoiceNumber": "string", "invoiceQty": 0, "ipostalStation": "string", "itemCategory": "string", "itemCategoryDesc": "string", "itemNo": "string", "licenceNumber": "string", "mailSize": "string", "mailType": "string", "mcn": "string", "merchandiserEmail": "string", "msdsFilename": "string", "nonDeliveryOptions": "string", "noticeMethod": "string", "orderNo": "string", "paidAmt": 0, "payFlag": "string", "permitNo": "string", "pickupOffice": "string", "postWgt": 0, "products": [{ "contentDesc": "string", "currencyCode": "string", "productCountry": "string",</pre>

	<pre> "productQty": 0, "productTariffCode": "string", "productValue": 0, "productWeight": 0 }], "recipientAddress": "string", "recipientCity": "string", "recipientContactNo": "string", "recipientContactNoAreaCode ": "string", "recipientEmail": "string", "recipientFax": "string", "recipientName": "string", "recipientPostalNo": "string", "refNo": "string", "satchelTypeCode": "string", "senderAddress": "string", "senderContactNo": "string", "senderContactNoAreaCode": "string", "senderCountry": "string", "senderCustRef": "string", "senderEmail": "string", "senderFax": "string", "senderName": "string", "shipCode": "string", "sizeDim1": 0, "sizeDim2": 0, "sizeDim3": 0, "smsLang": "string", "surchargeAmt": 0, "taxAmt": 0, "volWgt": 0 }, "error": { "code": 0, "message": "string" } } </pre>
--	---

Please refer to "EC-Ship Posting API – Create Shipping Record" for data description

16. EC-Ship Postage API

Location	(Testing Site) https://service.hongkongpost.hk/ecshipAPI-trial/version/1/postage (Production Site) https://partner.hongkongpost.hk/ecshipAPI/version/1/postage
Operations	1. Get Postage - GET /get

17.EC-Ship Postage API – Get Postage

Function	This function provides the postage charges information based on different criteria.
URL	< Postage API Location>/get
HTTP Method	GET
Authentication	Basic HTTP authentication as described at w3.org. Provide '<API user name>' in the userid portion and your API password in the password portion.
Request Query	<ul style="list-style-type: none"> ▪ countryCode ; type string ▪ insuranceAmount ; type number ▪ insuranceTypeCode ; type string ▪ mailType ; type string ▪ mailSize ; type string ▪ shipCode ; type string ▪ weight ; type number ▪ sizeDim1; type number ▪ sizeDim2; type number ▪ sizeDim3; type number ▪ currCode; type string ▪ productValue; type number
Response	<pre>{ "data": { "additionalCharge": 0, "insurancePremiumFee": 0, "totalPostage": 0, "withHighValueSurcharge": 0, "withPostageSurcharge": 0 }, "error": { "code": 0, "message": "string" } }</pre>

Please refer to "EC-Ship Posting API – Create Shipping Record" for data description

Sample of Request Parameters	<p>e.g</p> <ul style="list-style-type: none"> - countryCode = FRA - shipCode = CES - weight = 2 - sizeDim1=120 - sizeDim2=20 - sizeDim3=20 - currCode = EUR - productValue = 100
	<pre>curl -X GET --header 'Accept: application/json' '< Postage API Location>/get?shipCode=CES&countryCode=FRA&weight=2&sizeDim1=120&sizeDim2=20&sizeDim3=20&currCode=EUR&productValue=100'</pre>

Sample of Response	<pre>{ "data": { "totalPostage": 729, "additionalCharge": 0, "insurancePremiumFee": 0, "withPostageSurcharge": 0, "withHighValueSurcharge": 20 } }</pre>
--------------------	--

18. EC-Ship Tracking API

Location	(Testing Site) https://service.hongkongpost.hk/ecshipAPI-trial/version/1/tracking (Production Site) https://partner.hongkongpost.hk/ecshipAPI/version/1/tracking
Operations	<ol style="list-style-type: none">1. Trace status by milestones - GET /mttInfo2. Trace delivery details - GET /mttInfo

19. EC-Ship Tracking API - Trace status by milestones

Function	This function retrieves the current milestone of item.
URL	< Postage API Location>/mttInfo
HTTP Method	GET
Authentication	Basic HTTP authentication as described at w3.org. Provide '<API user name>' in the userid portion and your API password in the password portion.
Request Query	itemNo ; type string
Response	<pre>{ "data": { "errMessage": "string", "itemNo": "string", "status": 0, "trackingDate": "string", "ttStatus": "string" }, "error": { "code": 0, "message": "string" } }</pre>

Request

(* Mandatory fields)

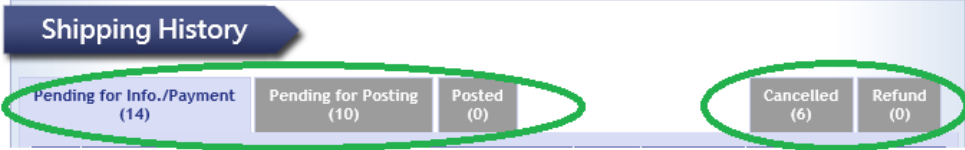
Parameter	Parameter Type	Data Type	Length Constraint	Mandatory	Remark
hkpId	header	TEXT	60	*	Hongkong Post ID
itemNo	query	TEXT	14	*	Item no.

Response

Parameter	Data Type	Remark
status	NUMBER	0: Success -1: Failed
errMessage	TEXT	Error Messages
itemNo	TEXT	Item no.
trackingDate	TEXT	The date of specified tracking information.
ttStatus	TEXT	The current milestone of track and trace data. For details please refer to Appendix B – Milestone of track and trace.

Sample of Request Parameters	<pre>curl -X GET "https://partner.hongkongpost.hk/ecshipAPI/version/1/tracking/mttInfo?itemNo=94400000500043" -H "accept: */*" -H "hkpId: ecshipssodemo"</pre>
------------------------------	--

Sample of	{
-----------	---

Response Parameters	<pre>"data": { "status": 0, "errMessage": "Success", "itemNo": "94400000500043", "trackingDate": "2021-03-01T00:05:31.000+0000", "ttStatus": "2" }</pre>												
	<p>The data is equivalent to content on EC-Ship Online Platform. Related User Interface is listed below as reference.</p>  <p>The screenshot shows a 'Shipping History' section with a navigation bar containing the following items:</p> <table border="1"><thead><tr><th>Status</th><th>Count</th></tr></thead><tbody><tr><td>Pending for Info./Payment</td><td>14</td></tr><tr><td>Pending for Posting</td><td>10</td></tr><tr><td>Posted</td><td>0</td></tr><tr><td>Cancelled</td><td>6</td></tr><tr><td>Refund</td><td>0</td></tr></tbody></table> <p>In the screenshot, the 'Pending for Info./Payment (14)', 'Pending for Posting (10)', and 'Posted (0)' items are circled in green, as are the 'Cancelled (6)' and 'Refund (0)' items.</p>	Status	Count	Pending for Info./Payment	14	Pending for Posting	10	Posted	0	Cancelled	6	Refund	0
Status	Count												
Pending for Info./Payment	14												
Pending for Posting	10												
Posted	0												
Cancelled	6												
Refund	0												

20. EC-Ship Tracking API – Trace delivery details

21. Function	This function tracks and traces delivery detail.
URL	< Postage API Location>/ttInfo
HTTP Method	GET
Authentication	Basic HTTP authentication as described at w3.org. Provide '<API user name>' in the userid portion and your API password in the password portion.
Request Query	itemNo ; type string
Response	<pre>{ "data": { "errMessage": "string", "itemNo": "string", "status": 0, "trackingInfos": [{ "itemNo": "string", "trackingDate": "2021-06-01T07:20:47.512Z", "trackingDetail": "string" }] }, "error": { "code": 0, "message": "string" } }</pre>

Request

(* Mandatory fields)

Parameter	Parameter Type	Data Type	Length Constraint	Mandatory	Remark
hkpId	header	TEXT	60	*	Hongkong Post ID
itemNo	query	TEXT	14	*	Item no.
language	query	TEXT	1	*	Language Code 1. English 2. Traditional Chinese 3. Simplified Chinese Default value : 1

Response

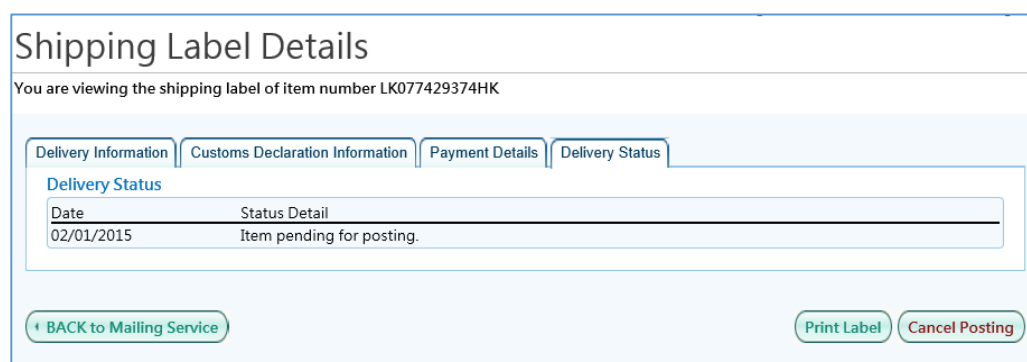
Parameter	Data Type	Remark
status	NUMBER	0: Success -1: Failed
errMessage	TEXT	Error Messages

itemNo	TEXT	Item no.
trackingInfos		
itemNo	TEXT	Item no.
trackingDate	TEXT	The date of specified tracking information. (In ISO 8601 format)
trackingDetail	TEXT	The detail of specified tracking information. The content is based on the language code specified in the request

Sample of Request Parameters	curl -X GET "https://partner.hongkongpost.hk/ecshipAPI/version/1/tracking/ttInfo?itemNo=94400000500043" -H "accept: */*" -H "hkpid: ecshipssodemo"
------------------------------	---

Sample of Response Parameters	<pre>{ "data": { "status": 0, "errMessage": "Success", "itemNo": "94400000500043", "trackingInfos": [{ "itemNo": "94400000500043", "trackingDate": "2021-02-28T16:56:00.000+0000", "trackingDetail": "Sender is preparing item for posting" }, { "itemNo": "94400000500043", "trackingDate": "2021-02-28T23:53:00.000+0000", "trackingDetail": "Posted" }] } }</pre>
-------------------------------	--

The data is equivalent to content on EC-Ship Online Platform. Related User Interface is listed below as reference.



22. EC-Ship Drop and Go API

Location	(Testing Site) https://service.hongkongpost.hk/ecshipAPI-trial/version/1/dropAndGo (Production Site) https://partner.hongkongpost.hk/ecshipAPI/version/1/dropAndGo
Operations	<ol style="list-style-type: none">1. Create Drop And Go Record - POST /order2. Download Drop And Go Statement - GET /statement/{internetRefNo}3. Cancel Drop And Go Record - DELETE /order/{internetRefNo}4. Get Drop And Go Record - GET /order/{internetRefNo}

23. EC-Ship Drop and Go API - Create Drop and Go Statement

Function	API user can make a call to this API to upload the information and then create Drop and Go Statement. The statement will be stored in EC-Ship system. EC-Ship API returns a Drop and Go Internet reference no.
URL	< Drop and Go API Location >/order
HTTP Method	POST
Authentication	Basic HTTP authentication as described at w3.org. Provide '<API user name>' in the userid portion and your API password in the password portion.
Request Header	hkpid: "string"
Request Body	{ "agentAddress1": "string", "agentAddress2": "string", "agentAddress3": "string", "agentAddress4": "string", "agentName": "string", "agentPhoneNumber": "string", "contactPersonAddress1": "string", "contactPersonAddress2": "string", "contactPersonAddress3": "string", "contactPersonAddress4": "string", "contactPersonName": "string", "contactPersonPhoneNumber": "string", "expectedPostingOffice": "string", "itemNoList": ["string"], "numberOfBags": "string", "numberOfBagsUnit": "string", "permitAccount": "string" }
Response	{ "data": { "errorMessage": "string", "internetRefNo": "string", "status": 0 }, "error": { "code": 0, "message": "string" } }

Request

(* Mandatory fields)

Parameter	Parameter Type	Data Type	Length Constraint	Mandatory	Remark
hkpid	header	TEXT	60	*	Hongkong Post ID
agentAddress 1	Json Body	TEXT	100		Agent Address line 1

agentAddress2	Json Body	TEXT	100		Agent Address line 2
agentAddress3	Json Body	TEXT	100		Agent Address line 3
agentAddress4	Json Body	TEXT	100		Agent Address line 4
agentName	Json Body	TEXT	100		Agent name
agentPhoneNumber	Json Body	TEXT	100		Agent Phone number
contactPersonAddress1	Json Body	TEXT	100	*	Contact person Address line 1
contactPersonAddress2	Json Body	TEXT	100		Contact person Address line 2
contactPersonAddress3	Json Body	TEXT	100		Contact person Address line 3
contactPersonAddress4	Json Body	TEXT	100		Contact person Address line 4
contactPersonName	Json Body	TEXT	100	*	Contact person name
contactPersonPhoneNumber	Json Body	TEXT	100	*	Contact person Phone number
expectedPostingOffice	Json Body	TEXT	10	*	Expected posting office For details, please refer to Appendix P – Drop and Go Office Code
itemNoList	Json Body	Array [TEXT]	14	*	Item No List Max number of items: 10,000
numberOfBags	Json Body	NUMBER	7	*	Number of bags
numberOfBagsUnit	Json Body	TEXT	1	*	Number of bag unit (see Appendix N – Drop and Go bag unit)
permitAccount	Json Body	TEXT	10	*	Permit account number

Response

Parameter	Data Type	Remark
errMessage	TEXT	Error Message of API call
status	NUMBER	Status Code 0 : Success -1 : Failed
internetRefNo	TEXT	Unique Drop and Go Internet reference number

Sample of Request Parameters	{ "contactPersonAddress1": "Flat T", "contactPersonAddress2": "Testing Block", "contactPersonAddress3": "Testing Building",
------------------------------	--

	<pre> "contactPersonAddress4": "Testing District", "contactPersonName": "Peter Chan", "contactPersonPhoneNumber": "22222222", "expectedPostingOffice": "GAV", "itemNoList": ["LD039191805HK", "LD039191796HK", "LD039191779HK", "LD039191694HK", "LD039191765HK", "LD039191782HK", "LD039191751HK", "LD039191748HK", "LD039191734HK", "LD039191725HK", "LD039191717HK", "LD039191703HK", "LD039191677HK", "LD039191663HK", "LD039191650HK", "LD039191646HK", "LD039191632HK", "LD039191629HK", "LD039191615HK", "LD039191685HK", "LD039191601HK"], "numberOfBags": "1", "numberOfBagsUnit": "1", "permitAccount": "PM-60000-0" } </pre>
--	---

Sample of Response	<pre> { "data": { "status": 0, "errorMessage": "success", "internetRefNo": "DNG-210202-1002325" } } </pre>
--------------------	--

24. EC-Ship Drop and Go API – Download Drop and Go Statement

Function	This function provides Drop and Go Statement in PDF format.
URL	< Drop and Go API Location>/order/statement/{internetRefNo}
HTTP Method	GET
Authentication	Basic HTTP authentication as described at w3.org. Provide '<API user name>' in the userid portion and your API password in the password portion.
Request Header	hkpid: "string"
Request Path	internetRefNo; type string
Response	<pre>{ "data": { "dropAndGoPostingStatement": "string", "errMessage": "string", "status": 0 }, "error": { "code": 0, "message": "string" } }</pre>

Request

(* Mandatory fields)

Parameter	Parameter Type	Data Type	Length Constraint	Mandatory	Remark
hkpid	header	TEXT	60	*	Hongkong Post ID
internetRefNo	path	TEXT	18	*	Internet reference no. (e.g. DNG-000000-0000000)

Response

Parameter	Data Type	Remark
status	NUMBER	Status Code 0 : Success -1 : Failed
errMessage	TEXT	Error Message
dropAndGoPostingStatement	base64Binary	PDF file

Sample of Request Parameters	curl -X GET --header 'Accept: application/json' --header 'hkpid: ecshipdemo' '< Drop and Go API Location>/order/DNG-210128-1002304'
------------------------------	---

Sample of Response	<pre>{ "data": { "status": 0, "errMessage": "success", "dropAndGoPostingStatement": "JVBERi0xLjQKJeLjz9MKMiA....." } }</pre>
--------------------	--

25. EC-Ship Drop and Go API – Cancel Drop and Go Statement

Function	This function cancels the Drop and Go Statement
URL	< Drop and Go API Location>/order/{internetRefNo}
HTTP Method	DELETE
Authentication	Basic HTTP authentication as described at w3.org. Provide '<API user name>' in the userid portion and your API password in the password portion.
Request Header	hkpid: "string"
Request Path	internetRefNo; type string
Response	<pre>{ "data": { "internetRefNo": "string", "errMessage": "string", "status": 0 }, "error": { "code": 0, "message": "string" } }</pre>

Request

(* Mandatory fields)

Parameter	Parameter Type	Data Type	Length Constraint	Mandatory	Remark
hkpid	header	TEXT	60	*	Hongkong Post ID
internetRefNo	path	TEXT	18	*	Internet reference no. (e.g. DNG-000000-0000000)

Response

Parameter	Data Type	Remark
status	NUMBER	0: Success -1: Failed
errMessage	TEXT	Error Messages
internetRefNo	TEXT	Drop and Go Internet reference number

Sample of Request Parameters	curl -X DELETE --header 'Accept: application/json' --header 'hkpid: ecshipdemo' '< Drop and Go API Location>/order/DNG-210128-1002304'
------------------------------	--

Sample of Response Parameters	<pre>{ "data": { "status": 0, "errMessage": "Success", "internetRefNo": "DNG-210128-1002304" } }</pre>
-------------------------------	--

26. EC-Ship Drop and Go API – Get Drop and Go Info

Function	This function provides order delivery information.
URL	< Drop and Go API Location >/order/{internetRefNo}
HTTP Method	GET
Authentication	Basic HTTP authentication as described at w3.org. Provide '<API user name>' in the userid portion and your API password in the password portion.
Request Header	hkpid: "string"
Request Path	internetRefNo: "string"
Response	<pre>{ "data": { "dropAndGoPostingInfo": { "agentAddress1": "string", "agentAddress2": "string", "agentAddress3": "string", "agentAddress4": "string", "agentName": "string", "agentPhoneNumber": "string", "contactPersonAddress1": "string", "contactPersonAddress2": "string", "contactPersonAddress3": "string", "contactPersonAddress4": "string", "contactPersonName": "string", "contactPersonPhoneNumber": "string", "expectedPostingOffice": "string", "expectedPostingOfficeNameC": "string", "expectedPostingOfficeNameE": "string", "internetRefNo": "string", "itemNoList": ["string"], "numberOfBags": "string", "numberOfBagsUnit": "string", "numberOfBagsUnitNameC": "string", "numberOfBagsUnitNameE": "string", "permitAccount": "string", "receivedNumberOfBags": "string", "receivedNumberOfBagsUnit": "string", "receivedNumberOfBagsUnitNameC": "string", "receivedNumberOfBagsUnitNameE": "string", "receivedPostingOffice": "string", "receivedPostingOfficeNameC": "string", "receivedPostingOfficeNameE": "string", "status": "string" }, "dropAndGoPostingStatement": "string", "errorMessage": "string", "internetRefNo": "string", "status": 0 } }</pre>

	<pre> }, "error": { "code": 0, "message": "string" } } </pre>
--	---

Request

(* Mandatory fields)

Parameter	Parameter Type	Data Type	Length Constraint	Mandatory	Remark
hkpld	header	TEXT	60	*	Hongkong Post ID
internetRefNo	path	TEXT	18	*	Internet reference no. (e.g. DNG-000000-0000000)

Response

Parameter	Data Type	Remark
status	NUMBER	0: Success -1: Failed
errMessage	TEXT	Error Messages
agentAddress1	TEXT	Agent Address line 1
agentAddress2	TEXT	Agent Address line 2
agentAddress3	TEXT	Agent Address line 3
agentAddress4	TEXT	Agent Address line 4
agentName	TEXT	Agent name
agentPhoneNumber	TEXT	Agent Phone number
contactPersonAddress1	TEXT	Contact person Address line 1
contactPersonAddress2	TEXT	Contact person Address line 2
contactPersonAddress3	TEXT	Contact person Address line 3
contactPersonAddress4	TEXT	Contact person Address line 4
contactPersonName	TEXT	Contact person name
contactPersonPhoneNumber	TEXT	Contact person Phone number
expectedPostingOffice	TEXT	Expected posting office For details, please refer to Appendix P – Drop and Go Office Code
expectedPostingOfficeNameC	TEXT	Expected posting office (Chinese)
expectedPostingOfficeNameE	TEXT	Expected posting office (English)
internetRefNo	TEXT	Unique Drop and Go Internet reference number
itemNoList	Array [TEXT]	Item No List
numberOfBags	TEXT	Number of bags
numberOfBagsUnit	TEXT	Number of bag unit (see Appendix N – Drop and Go bag unit)
numberOfBagsUnitNameC	TEXT	Number of bag unit (Chinese)

numberOfBagsUnitNameE	TEXT	Number of bag unit (English)
permitAccount	TEXT	Permit account number
receivedNumberOfBags	TEXT	Received number of bags
receivedNumberOfBagsUnit	TEXT	Received number of bag unit (see Appendix N – Drop and Go bag unit)
receivedNumberOfBagsUnit NameC	TEXT	Received number of bag unit (Chinese)
receivedNumberOfBagsUnit NameE	TEXT	Received number of bag unit (English)
receivedPostingOffice	TEXT	Received posting office
receivedPostingOfficeNameC	TEXT	Received posting office (Chinese)
receivedPostingOfficeNameE	TEXT	Received posting office (English)
status	TEXT	Drop and Go order status I: Pending P: Processing C: Posted

Sample of Request Parameters	curl -X GET --header 'Accept: application/json' --header 'hkpId: ecshipdemo' '< Drop and Go API Location>/order/ DNG-210430-1052221'
------------------------------	--

Sample of Response Parameters	{ "data": { "status": 0, "errorMessage": null, "internetRefNo": "DNG-210430-1052221", "dropAndGoPostingStatement": null, "dropAndGoPostingInfo": { "itemNoList": ["94400000500513"] , "internetRefNo": "DNG-210430-1052221", "expectedPostingOffice": "GENERAL POST OFFICE 郵政總局", "receivedPostingOffice": "", "permitAccount": "PT-60000-0", "orderNo": "", "numberOfBags": "1", "numberOfBagsUnit": "Bag(s) 袋", "receivedNumberOfBags": "", "receivedNumberOfBagsUnit": null, "contactPersonName": "Ken Kan2", "contactPersonAddress1": "hk2", "contactPersonAddress2": "", "contactPersonAddress3": "", "contactPersonAddress4": "", "contactPersonPhoneNumber": "99912346", "agentName": "" ,
-------------------------------	--

```
"agentAddress1": "",  
"agentAddress2": "",  
"agentAddress3": "",  
"agentAddress4": "",  
"agentPhoneNumber": "",  
"status": "I"  
}  
}  
}
```

27. EC-Ship Common API

Location	(Testing Site) https://service.hongkongpost.hk/ecshipAPI-trial/version/1/common (Production Site) https://partner.hongkongpost.hk/ecshipAPI/version/1/ common
Operations	<ol style="list-style-type: none">1. Retrieve Country List - GET /countryList/get2. Retrieve iPostal Station and Post Office List - GET /pickupLocation/get

28.EC-Ship Common API – Retrieve Country List

Function	This function provides destinations full list
URL	< Common API Location>/countryList/get
HTTP Method	GET
Authentication	Basic HTTP authentication as described at w3.org. Provide '<API user name>' in the userid portion and your API password in the password portion.
Response	<pre>{ "data": [{ "ctyCode": "string", "hkpCtyCode": "string", "nameC": "string", "nameE": "string", "nameS": "string" }], "error": { "code": 0, "message": "string" } }</pre>

Response

Parameter	Data Type	Remark
ctyCode	TEXT	Country Code
hkpCtyCode	TEXT	Country Code Zone
nameC	TEXT	Destination Name (Traditional Chinese)
nameE	TEXT	Destination Name (English)
nameS	TEXT	Destination Name (Simplified Chinese)

29. EC-Ship Common API – Retrieve iPostal Station and Post Office List

Function	This function provides iPostal Station and Post Office full list
URL	<Common API Location>/pickupLocation/get
HTTP Method	GET
Authentication	Basic HTTP authentication as described at w3.org. Provide '<API user name>' in the userid portion and your API password in the password portion.
Response	<pre>{ "data": [{ "addrC": "string", "addrE": "string", "addrS": "string", "deliveryOffCode": "string", "deliveryOption": "string", "districtNameC": "string", "districtNameE": "string", "districtNameS": "string", "latitude": "string", "longitude": "string", "nameC": "string", "nameE": "string", "nameS": "string", "openingC": "string", "openingE": "string", "openingS": "string", "regionNameC": "string", "regionNameE": "string", "regionNameS": "string" }], "error": { "code": 0, "message": "string" } }</pre>

Response

Parameter	Data Type	Remark
addrC	TEXT	Address (Traditional Chinese)
addrE	TEXT	Address (English)
addrS	TEXT	Address (Simplified Chinese)
deliveryOffCode	TEXT	Post Office or iPostal Station Code
deliveryOption	TEXT	Type “CC”: Post Office “PL”: iPostal Station
districtNameC	TEXT	District Name (Traditional Chinese)
districtNameE	TEXT	District Name (English)

districtNameS	TEXT	District Name (Simplified Chinese)
latitude	TEXT	Latitude
longitude	TEXT	Longitude
nameC	TEXT	iPostal Station or Post Office Name (Traditional Chinese)
nameE	TEXT	iPostal Station or Post Office Name (English)
nameS	TEXT	iPostal Station or Post Office Name (Simplified Chinese)
openingC	TEXT	Opening hours (Traditional Chinese)
openingE	TEXT	Opening hours (English)
openingS	TEXT	Opening hours (Simplified Chinese)
regionNameC	TEXT	Region Name (Traditional Chinese)
regionNameE	TEXT	Region Name (English)
regionNameS	TEXT	Region Name (Simplified Chinese)

30. EC-Ship Common API – Retrieve Convenience Store List

Function	This function provides Convenience Storefull list
URL	< Common API Location >/convenienceStorePickupLocation/get
HTTP Method	GET
Authentication	Basic HTTP authentication as described at w3.org. Provide '<API user name>' in the userid portion and your API password in the password portion.
Response	<pre>{ "data": [{ "deliveryOption": "string", "deliveryOffCode": "string", "vendorNameE": "string", "vendorNameC": "string", "vendorNameS": "string", "regionNameE": "string", "regionNameC": "string", "regionNameS": "string", "districtNameE": "string", "districtNameC": "string", "districtNameS": "string", "subDistrictNameE": "string", "subDistrictNameC": "string", "subDistrictNameS": "string", "addrE": "string", "addrC": "string", "addrS": "string", "longitude": "string", "latitude": "string", "openingE": "string", "openingC": "string", "openingS": "string" }], "error": { "code": 0, "message": "string" } }</pre>

Response

Parameter	Data Type	Remark
deliveryOffCode	TEXT	Convenience Store Code
deliveryOption	TEXT	Type “CS”: Convenience Store
vendorNameE	TEXT	Vendor Name (Traditional Chinese)
vendorNameC	TEXT	Vendor Name (English)
vendorNameS	TEXT	Vendor Name (Simplified Chinese)

regionNameE	TEXT	Region Name (Traditional Chinese)
regionNameC	TEXT	Region Name (English)
regionNameS	TEXT	Region Name (Simplified Chinese)
districtNameC	TEXT	District Name (Traditional Chinese)
districtNameE	TEXT	District Name (English)
districtNameS	TEXT	District Name (Simplified Chinese)
SubDistrictNameC	TEXT	Sub-district Name (Traditional Chinese)
SubDistrictNameE	TEXT	Sub-district Name (English)
SubDistrictNameS	TEXT	Sub-district Name (Simplified Chinese)
addrC	TEXT	Address (Traditional Chinese)
addrE	TEXT	Address (English)
addrS	TEXT	Address (Simplified Chinese)
latitude	TEXT	Latitude
longitude	TEXT	Longitude
openingC	TEXT	Opening hours (Traditional Chinese)
openingE	TEXT	Opening hours (English)
openingS	TEXT	Opening hours (Simplified Chinese)

31. Appendix A – Shipping Code Detail

Shipping Code	English Name	Chinese Name	Status
Other Destinations Services			
ARM	Air Registered Mail	空郵郵件	Available
AOM	Air Ordinary Mail	空郵	Available
AIM	Air Insured Mail	空郵保險	Available
APL	Air Parcel	空郵包裹	Available
SRM	Surface Registered Mail	平郵郵件	Available
SOM	Surface Ordinary Mail	平郵	Available
SIM	Surface Insured Mail	平郵保險	Available
SPL	Surface Parcel	平郵包裹	Available
AEX	e-Express+ Service	易網遞	Available
EMS	Speedpost Service	特快專遞服務	Available
EMSMPB	Speedpost Multipack Box Offer	特快專遞「萬用箱優惠」	Available
CES	Vantage (Courier)	暢運（快遞）	Suspended (since 13 November 2023)
Local Services			
LEG	EC-GET	易寄取	Available
SMP	Smart Post	易送遞	Suspended (since 19 July 2021)
LCP	Local Courier Post	本地郵政速遞郵件	Available
LPL	Local Parcel	本地包裹	Available
LRM	Local Registered Mail	本地掛號	Available

32. Appendix B – Milestone of track and trace

Status Code	English Name	Chinese Name
-1	Unsuccessful payment	付款交易尚未成功
0	Pending posting	郵件等待投寄
1	Item was rejected by HKPost	香港郵政已拒絕收取郵件
10	Order was cancelled and postage was refunded	訂單已取消並退回款項
11	Payment is in progress	付款處理中
12	Unsuccessful payment	付款失敗
13	Being processed	處理中
14	Item was wrongly dispatched	錯誤分發郵件
16	Item was returned to CMC	郵件已退回中央郵件中心
18	Unsuccessful delivery (Returned to Sender)	郵件未能成功派遞 (退回寄件人)
19	Ordinary mail has been purged	普通郵件已被清除

Status Code	English Name	Chinese Name
2	Item was accepted by HKPost	香港郵政已收取郵件
3	Item has left Hong Kong for its destination	郵件已離開香港前往目的地
4	Item has arrived at destination delivery office and is being processed for delivery to the addressee	郵件到達目的地派遞局，並正在處理中。
5	Item was delivered successfully	郵件已成功派遞
6	Unsuccessful delivery	郵件未能成功派遞
7	Order was cancelled	訂單已取消
8	Item was withdrawn.	郵件已被取回
9	Incomplete acceptance. Item is being held in the post office.	郵件投寄未完成，仍在郵局中。

33. Appendix C – Insurance Service Code

Insurance Code	English Name	Chinese Name
0	GENERAL ITEMS	一般物品
1	WATCH, CAMERA, AND THEIR PARTS AND ACCESSORIES (EXCLUDING BATTERY)	手錶、相機、其零件及配件(不包含電池)

34. Appendix D – Mail Type Code

Mail Type Code	English Name	Chinese Name	Service (Ship code)
CC	Counter Collection	櫃位取件	LEG, LCP, LPL
PL	iPostal Station Collection	智郵站取件	LEG, LCP, LPL
D1	Mail Delivery	郵件派遞	LCP, LPL, LRM
CS	Convenience Store Collection	便利店取件	LEG

Mail Type Code	English Name	Chinese Name	Service (Ship code)
05	Speedpost Multipack Box Offer (M1 box)	特快專遞萬用箱優惠 (M1 箱)	EMSMPB
10	Speedpost Multipack Box Offer (M2 box)	特快專遞萬用箱優惠 (M2 箱)	EMSMPB
20	Speedpost Multipack Box Offer (M3 box)	特快專遞萬用箱優惠 (M3 箱)	EMSMPB
30	Speedpost Multipack Box Offer (M4 box)	特快專遞萬用箱優惠 (M4 箱)	EMSMPB

35. Appendix E – Mail Size Code

Mail Size Code	English Name	Chinese Name
P	Small Letter	小型信件
G	Large Letter	大型信件
E	Packet	郵包

What are "Small Letter", "Large Letter" and "Packet"?

https://www.hongkongpost.hk/tc/postage_calculator/format2.html?1616469756945

36. Appendix F – Currency Code

Currency Code	Currency English Name	Currency Chinese Name
AUD	Australian Dollar	澳元
BRL	Brazil Real	巴西里拉
CAD	Canadian Dollar	加元
CHF	Swiss Franc	瑞士法郎
CNY	Yuan Renminbi	人民幣
EUR	Euro	歐羅
GBP	Pound Sterling	英鎊
HKD	HK Dollar	港幣
JPY	Japan Yen	日圓
KRW	Korean Won	韓圓
MOP	Macao Pataca	澳門圓
NZD	New Zealand Dollar	紐西蘭元
SGD	Singapore Dollar	新加坡元
TWD	New Taiwan dollar	新臺幣
USD	US Dollar	美元
ZAR	South African Rand	蘭特

Supported Currency Code for Vantage

Shipping Code	Currency Code	Country Code
CES	EUR	AT
		BE
		BG
		CH
		CZ
		DE
		DK
		EE
		ES
		FI
		FR
		GR
		HR

		HU	
		IT	
		LT	
		LU	
		LV	
		NL	
		NO	
		PL	
		PT	
		RO	
		SE	
		SI	
		SK	
		EUR	AT
		BE	
		DE	
		DK	
		ES	
		IT	
		NL	
		PL	
		PT	
		GBP	GB
		NZD	NZ

37. Appendix G – Status Code and Error Message

Status Code	Meaning
0	Success
-1	Failed
1001	Sender country not in Hong Kong
1002	Exceeded maximum number of products
1003	Shipping rate calculate failed
1004	Item number not available
1005	Status incorrect for update
1006	Did not support this account.
1007	Retrieve account failed
1010	Zip code incorrect
1101	Order Number not found
9902	Invalid order no.
9903	Invalid user's item
9904	Invalid partner code
9905	Get order no. failed
9907	Exceeded maximum number of deleted items
9910	The item you enquire is already beyond the enquiry period. We are unable to provide you with further information. We are sorry for the inconvenience caused. Enquiry of SpeedPost item should be made within 3 months from the posting date. Enquiry period for local and outward postal items is within 5 months. For other inward items, the enquiry period is within 6 months.

9911	No record found
9912	Only local service support thermal label printing
9998	Invalid input
9999	General Exception

38. Appendix H – Postal Code

Destination	Postal Code Pattern
Australia and New Zealand	9999
Brazil	99999-999
Canada	X9X 9X9
Ecuador	999999
France	99999
Germany	99999
Norway	9999
Russian Federation	999999
Senegal	99999
Singapore	999999
Korea	99999, 999999
Chinese Mainland	999999
United Kingdom	X9 9XX, X99 9XX, X9X 9XX, XX9 9XX, XX99 9XX, XX9X 9XX
USA	99999
Vietnam	999999
Netherlands	9999 XX

39. Appendix I – Collection Notification Method & Language of SMS

Notification Method

Code	Name	Service (Ship code)
S	SMS	LEG, LCP, LPL
E	Email	LCP, LPL

Language of SMS

Code	Name
E	English
C	Traditional Chinese

40. Appendix J – Item Category

Item category Code	Description
D	Documents
M	E-commerce goods

S	Commercial sale of goods (B2B)
G	Gift(s) (non-commercial)
O	Other
R	Returned goods

Service (Ship code)	Item Category
EMS, EMSMPB, ARM, APL, SRM, SPL, AEX, CES	D, G, M, S, R, O

41. Appendix K – Satchel Type (For Speedpost only)

Code	Description
S1	SMALL PLASTIC SATCHEL (WHITE)
S2	LARGE PLASTIC SATCHEL (WHITE)

42. Appendix L – Sender’s instructions in case of non-delivery (For Air Parcel and Surface Parcel only)

Code	Description
2	return this parcel to the sender by the most appropriate means (air or surface route). The sender shall pay the return charge for the parcel (generally comparable to the outward postage and may be higher than the original postage, depending on the return route and other related charges levied by the destination postal administration.)
3	treat this parcel as abandoned.

43. Appendix M – Payment Method

Code	Description
OC	Online payment (for online payment or “drop and go” payment)
CP	Permit pay (for drop and go payment only)
CO	Counter payment

44. Appendix N – Drop and Go bag unit

Code	Description
1	Bag(s)
2	Trolley(s)
3	Pallet(s)
4	Box(es)
9	Other

45. Appendix O – EBLB indicator

Code	Description
1	No battery
2	Lithium Ion - Inside Equipment
3	Lithium Ion - Packaged with Equipment

46. Appendix P – Drop and Go Office Code

Code	Office Name	Office Name
CMC/BAC	CENTRAL MAIL CENTRE(COUNTER SECTION)	中央郵件中心(櫃位)
CSW/CTR	CHEUNG SHA WAN POST OFFICE	長沙灣郵政局
FOT	FO TAN POST OFFICE	火炭郵政局
GAV	GILLIES AVENUE POST OFFICE	機利士路郵政局
GPO/CTR	GENERAL POST OFFICE	郵政總局
KTG	KWUN TONG POST OFFICE	觀塘郵政局
KWF	KWAI FONG POST OFFICE	葵芳郵政局
LMS	LEI MUK SHUE POST OFFICE	梨木樹郵政局
SCL/CTR	SHA TIN CENTRAL POST OFFICE	沙田中央郵政局
SKG/CTR	SAI KUNG POST OFFICE	西貢郵政局
SNC	SUN CHUI POST OFFICE	新翠郵政局
SWK	SHEK WAI KOK POST OFFICE	石圍角郵政局
TCG	TUNG CHUNG POST OFFICE	東涌郵政局
TSW/CTR	TSUEN WAN POST OFFICE	荃灣郵政局
WCH/CTR	WAN CHAI POST OFFICE	灣仔郵政局

For details, please refer to <https://ec-ship.hongkongpost.hk/platform/tc/DnGPostOfficeList.jsp>

47. EC-Ship API Call Limit

To maintain a high level of availability and provide superior quality of service, EC-Ship limits the API call usage for API user as follows. The limits on the total calls are subjected to change, depends on actual usage of API user.

(A) Daily Call

API	Daily Call Limit
Posting API + Drop and Go API + Common API	10,000
Postage API	10,000
Tracking API	10,000

(B) Address Pack Generation

Upper Limit of No. of Address pack generation per call = 60

(C) item No. without posting

Upper Limit of accumulative item (without posting) per EC-Ship user = 5,000

In order to avoid reaching the upper limit of unposted item, it is suggested to cancel those items which would not be posted.